


ANI 4

ALUM LED BOLLARD

Class I IP55 IK08

Available in any
of these RAL colors



EMFA's Ani Bollard combines a die-cast aluminium head housing an LED unit with an extrusion aluminium pipe. The bollard is designed to light pathways, landscapes and open spaces. The Ani bollard gives light only in the downward direction. This avoids any kind of glare and light pollution. The head and pipe are connected by a hidden screw within the pipe. The head contains LEDs that can be powered up to 12W. An optional galvanized steel anchorage kit is available for mounting into concrete. An alternative option is sleeve anchors for mounting onto existing concrete or a picket to mount into the earth.

Profile

Aluminium

Body

Die cast aluminium

Gaskets

Silicone

Diffusers

4 mm Tempered Glass

Screws

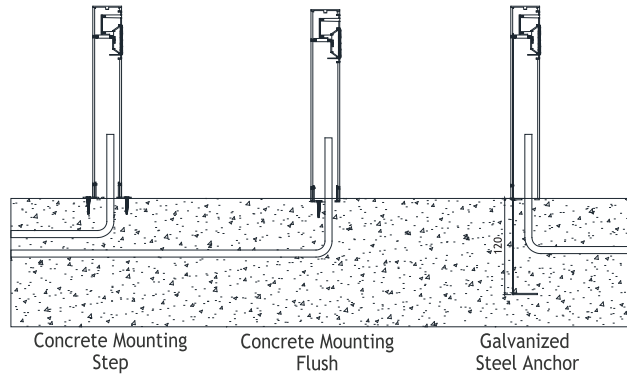
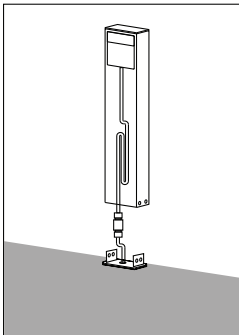

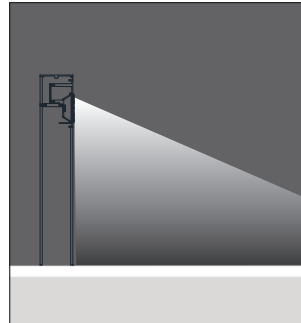
316L Stainless steel

Glands

PG 11



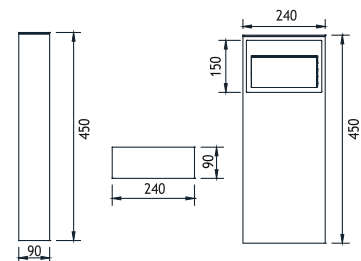
Asymmetrical



Asym. Glass



Led	: Linear LEDs
Voltage	: 240 VAC with integrated driver (12-24 VDC on request)
Diffuser	: 4mm Tempered Glass
Beam Angle	: 45° / 60° / 90°
Mac Adam	: 3
CRI	: >80
L.O.R %	: %70



450mm			Real Lumen Output	Nominal Lumen Output
Power	Code No	Kelvin		
24W	459502	4000 K	2047 lm	2932 lm