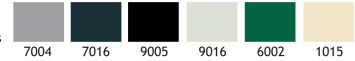


ANI 1

ALUM LED BOLLARD

Class I IP55 IK08

Available in any
of these RAL colors

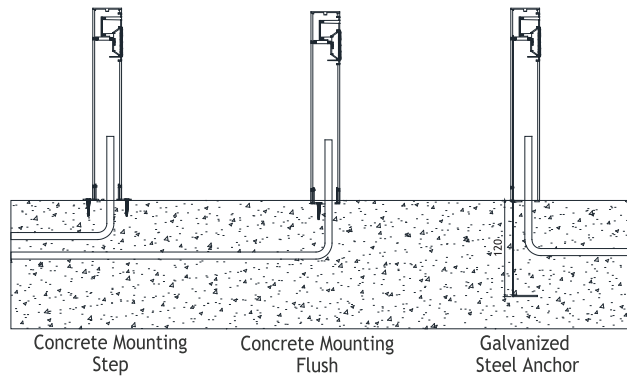
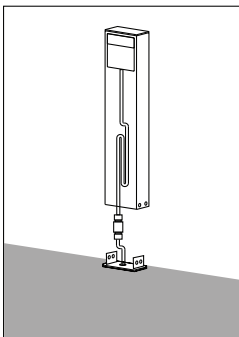

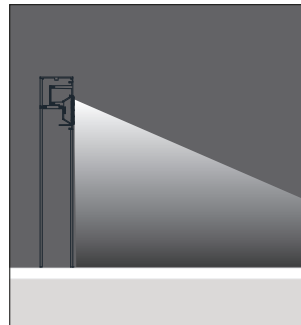


EMFA's Ani Bollard combines a die-cast aluminium head housing an LED unit with an extrusion aluminium pipe. The bollard is designed to light pathways, landscapes and open spaces. The Ani bollard gives light only in the downward direction. This avoids any kind of glare and light pollution. The head and pipe are connected by a hidden screw within the pipe. The head contains LEDs that can be powered up to 12W. An optional galvanized steel anchorage kit is available for mounting into concrete. An alternative option is sleeve anchors for mounting onto existing concrete or a picket to mount into the earth.


Profile	Diffusers
Aluminium	4 mm Tempered Glass
Body	Screws
Die cast aluminium	316L Stainless steel
Gaskets	Glands
Silicone	PG 11



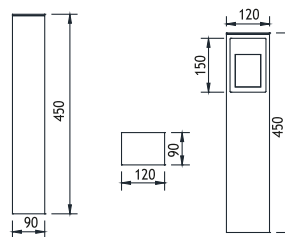
Asymmetrical



Asym. Glass



Led	: Linear LEDs
Voltage	: 240 VAC with integrated driver (12-24 VDC on request)
Diffuser	: 4mm Tempered Glass
Beam Angle	: 45° / 60° / 90°
Mac Adam	: 3
CRI	: >80
L.O.R %	: %70



450mm			Real Lumen Output	Nominal Lumen Output
Power	Code No	Kelvin		
6W	452502	4000 K	690 lm	977 lm

EMFA