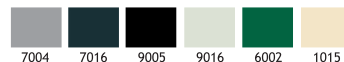


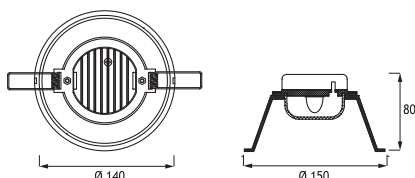
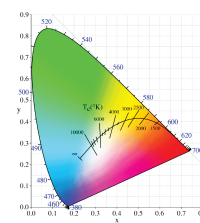

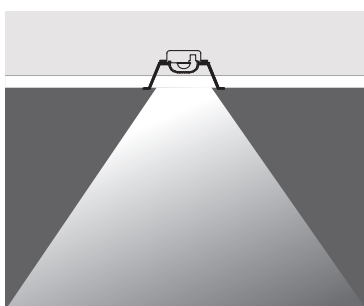
CUNDA LED DOWNLIGHT

Class II IP44

Available in any of these RAL colors



- Body**
Die cast aluminium
- Paint**
Electrostatic powder paint RAL 9016 (available in other RAL colors)
- Springs**
Steel for mounting in ceilings of 1-25mm thickness
- Gear**
Non-Dimmable electronic LED driver (1-10V Dimmable and DALI drivers available on request)
- Cable**
0.5m exiting from top of fixture



CUNDA 2 DOT

320 mA (11 W) LED

Total Lighting Output Code No

Color	Temp	Output	Code No
☀ Natural White	4000 K	925 lm	419302

LEDs

Only highest quality LEDs such as Cree or Toplite are used in production allowing for maximum lumen output and maximum lifetime. Most LEDs run on 350mA or 700mA depending on how much light output is required. The white color temperature binning is 200K at most, and always on the same x,y coordinates on the CIE diagram in accordance with Energy Star. This ensures consistent supply of the same color temperature over time. As LEDs are constantly developing and becoming more efficient, lumen output given in this catalogue are current as of March 2020. At 2700K, 3000K, and 4000K LED lumen output per led is 110lm; at 6000K the lumen output per led is 125lm. Total Lighting Output as printed in this catalogue is the actual light output of the entire fixture. The minimum CRI of the LEDs used is 85 with a majority of products over 90.

Thermal Management

All fixtures are designed to withstand ambient temperatures of at least 50°C. The LEDs are mounted on metal core pcbs, which are mounted the aluminium body of the fixture so that the entire fixture acts as a heat sink. Extensive testing is performed in EMFA's laboratory to ensure these values are maintained so that the lifetime of the LED is not compromised.