


GOREME

ACRYLIC POLE Class I IP65

Available in any of these RAL colors



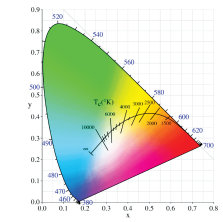
“Customization” is EMFA’s standard

EMFA offers many combinations for each fixture, as all fixtures are made in house. A combination of 6 standard paint colors, 8 LED colors, and 2 wattages, and available to make the fixture suitable for the required application. This is done without increasing lead-time and is available for large as well as small quantities.

Pole	Gaskets	Screws
Aluminium profile	Silicone	316L Stainless Steel
Body	Diffusers	Glands
Die cast aluminium	4 mm Tempered Glass	PG 11

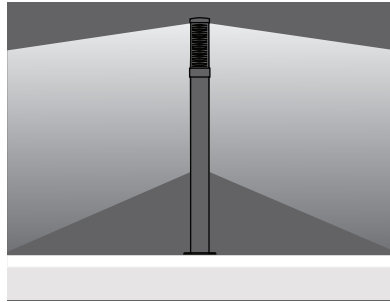
Pipe
Steel
Body
Die cast aluminium
Cover
Die cast aluminium

Paint
Electrostatic powder
Diffuser
Acrylic Glass
Gaskets
Silicone
Connection
IP connection box



LEDs

Only highest quality LEDs such as Cree or Toplite are used in production allowing for maximum lumen output and maximum lifetime. Most LEDs run on 350mA or 700mA depending on how much light output is required. The white color temperature binning is 200K at most, and always on the same x,y coordinates on the CIE diagram in accordance with Energy Star. This ensures consistent supply of the same color temperature over time. As LEDs are constantly developing and becoming more efficient, lumen output given in this catalogue are current as of March 2020. At 2700K, 3000K, and 4000K LED lumen output per led is 110lm; at 6000K the lumen output per led is 125lm. Total Lighting Output as printed in this catalogue is the actual light output of the entire fixture. The minimum CRI of the LEDs used is 85 with a majority of products over 90.



2500 mm

27W or 48WLED

48W

☾ Warm White

3000 K

295331

