


# BIRGI 3

## SQUARE RECESSED WALK OVER LED FIXTURES

### Class I IP65 IK08

Available in any of these RAL colors



#### Cover

Die cast aluminium

#### Body

Die cast aluminium

#### Gaskets

Silicone

#### Diffusers

Polycarbonate

#### Screws

316L Stainless steel

#### Recessing Tube

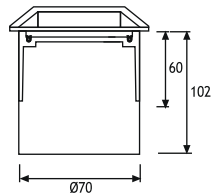
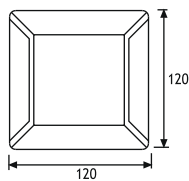


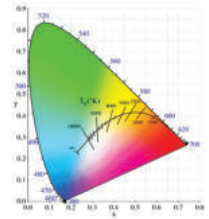
Aluminium



**Led** : Linear LEDs

**Voltage** : 240 VAC with integrated driver  
(12-24 VDC on request)

**Diffuser** : Polycarbonate



#### Dual

2 x 350 mA (2W) LED

2 x 700 mA (6W) LED

	2W Code No	6W Code No	
☀ Cool White	6000 K	490103	490113

☀ Cool White

6000 K

490103

490113

#### LEDs

Only highest quality LEDs such as Cree or Toplite are used in production allowing for maximum lumen output and maximum lifetime. Most LEDs run on 350mA or 700mA depending on how much light output is required. The white color temperature binning is 200K at most, and always on the same x,y coordinates on the CIE diagram in accordance with Energy Star. This ensures consistent supply of the same color temperature over time. As LEDs are constantly developing and becoming more efficient, lumen output given in this catalogue are current as of March 2020. At 2700K, 3000K, and 4000K LED lumen output per led is 110lm; at 6000K the lumen output per led is 125lm. Total Lighting Output as printed in this catalogue is the actual light output of the entire fixture. The minimum CRI of the LEDs used is 85 with a majority of products over 90.