

ANI 4 T TYPE ALUM LED POLE

Class I IP65 IK08

Available in any of these RAL colors

7004	7016	9005	9016	6002	1015
------	------	------	------	------	------

EMFA's ANI pole mounted series have been designed for high efficiency and ease of installation incorporating the latest in LED technology and control systems. The special lens directs the light flow precisely and makes the whole luminaire system efficient. This compact and essential design is made of a combination of aluminium profile and die cast aluminium.

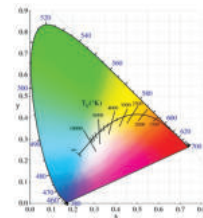
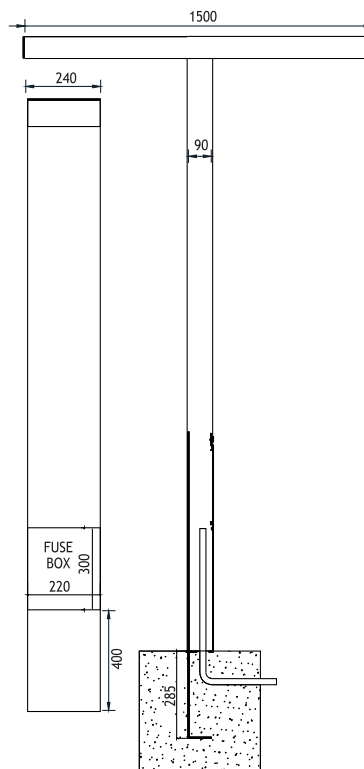
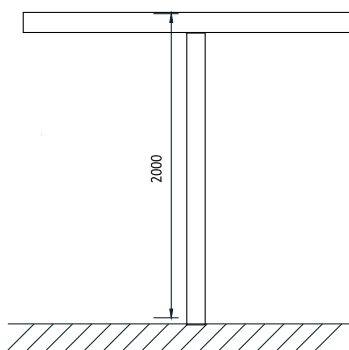
“Customization” is EMFA’s standard

EMFA offers many combinations for each fixture, as all fixtures are made in house. A combination of 6 standard paint colors, 8 LED colors, and 2 wattages, and available to make the fixture suitable for the required application. This is done without increasing lead-time and is available for large as well as small quantities.

Pole	Gaskets	Screws
Aluminium profile	Silicone	316L Stainless Steel
Body	Diffusers	Glands
Die cast aluminium	4 mm Tempered Glass	PG 11

- Led** : Linear LEDs
- Voltage** : 240 VAC with integrated driver
(12-24 VDC on request)
- Diffuser** : 4mm Tempered Glass
- Beam Angle** : 45° / 60° / 90°
- Mac Adam** : 3
- CRI** : >80
- L.O.R %** : %70

Power	Code No	Kelvin	Real Lumen Output	Nominal Lumen Output
2x24W	462002	4000 K	2047 lm	2932 lm



LEDs

Only highest quality LEDs such as Cree or Toplite are used in production allowing for maximum lumen output and maximum lifetime. Most LEDs run on 350mA or 700mA depending on how much light output is required. The white color temperature binning is 200K at most, and always on the same x,y coordinates on the CIE diagram in accordance with Energy Star. This ensures consistent supply of the same color temperature over time. As LEDs are constantly developing and becoming more efficient, lumen output given in this catalogue are current as of March 2020. At 2700K, 3000K, and 4000K LED lumen output per led is 110lm; at 6000K the lumen output per led is 125lm. Total Lighting Output as printed in this catalogue is the actual light output of the entire fixture. The minimum CRI of the LEDs used is 85 with a majority of products over 90.