

# MILET ANI RECESSED WALK OVER FIXTURES

## Load 2 kN | Class I IP67 IK10

EMFA's Ani step mounted series is specially designed to deliver low-glare lighting to facades, columns, monuments, and trees with minimal installation depth and narrow trim. The fixture is made of a combination of 316L stainless steel and die cast aluminium. The tilted design reduces the glare of the LED's. The Linear LEDs with special lenses gives excellent wallwashing effect. An anti-slip glass is available upon request.

**Cover**

316L Stainless steel

**Body**

Die cast aluminium

**Gaskets**

Silicone

**Diffusers**

8 mm Tempered Glass


**Screws**

316L Stainless Steel

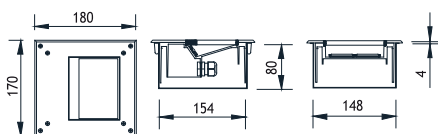

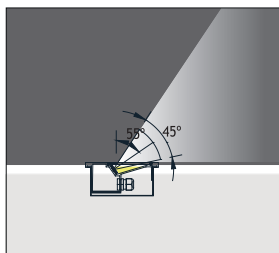


**“Customization” is EMFA’s standard**

EMFA offers many combinations for each fixture, as all fixtures are made in house. A combination of 6 standard paint colors, 8 LED colors, and 2 wattages, and available to make the fixture suitable for the required application. This is done without increasing lead-time and is available for large as well as small quantities.



**Galvanized  
Recessing Box**



**Galvanized Recessing Box**

**LEDs**

Only highest quality LEDs such as Cree or Toplite are used in production allowing for maximum lumen output and maximum lifetime. Most LEDs run on 350mA or 700mA depending on how much light output is required. The white color temperature binning is 200K at most, and always on the same x,y coordinates on the CIE diagram in accordance with Energy Star. This ensures consistent supply of the same color temperature over time. As LEDs are constantly developing and becoming more efficient, lumen output given in this catalogue are current as of March 2020. At 2700K, 3000K, and 4000K LED lumen output per led is 100lm; at 6000K the lumen output per led is 125lm. Total Lighting Output as printed in this catalogue is the actual light output of the entire fixture. The minimum CRI of the LEDs used is 85 with a majority of products over 90.

ANI 2			Real Lumen Output	Nominal Lumen Output
Power	Code No	Kelvin		
24W	451611	☀️ 3000 K	1780 lm	2550 lm

