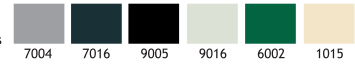


BELKIS SURFACE MOUNTED CEILING LED FIXTURES

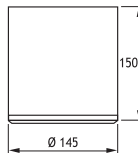
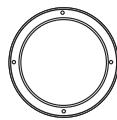
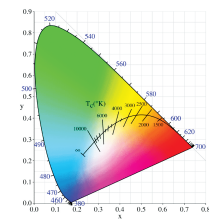

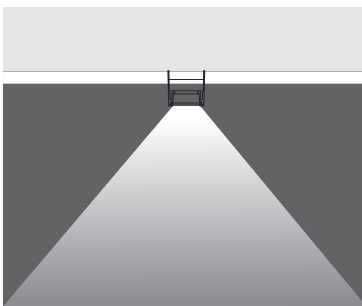
Class I IP44

Available in any of these RAL colors



“Customization” is EMFA’s standard

EMFA offers many combinations for each fixture, as all fixtures are made in house. A combination of 4 standard paint colors, 3 white tones, 3 wattages, and 3 or more lenses and reflectors are available to make the fixture suitable for the required application. This is done without increasing lead-time and is available for large as well as small quantities.



- Voltage** : 240V A.C with integrated Driver (24V AC or DC on request)
- Lens** : 10°, 25°, 40°
- Diffuser** : Clear Glass with painted circumference 8 mm (Frosted Glass on request)
- Cable** : Potted 5 m 3x0,75 H03 VV-F

		Total Lighting Output		
		6W	9W	6W
☀ Warm White	3000 K	510 lm	765 lm	427201

LEDs

Only highest quality LEDs such as Cree or Toplite are used in production allowing for maximum lumen output and maximum lifetime. Most LEDs run on 350mA or 700mA depending on how much light output is required. The white color temperature binning is 200K at most, and always on the same x,y coordinates on the CIE diagram in accordance with Energy Star. This ensures consistent supply of the same color temperature over time. As LEDs are constantly developing and becoming more efficient, lumen output given in this catalogue are current as of March 2020. At 2700K, 3000K, and 4000K LED lumen output per led is 110lm; at 6000K the lumen output per led is 125lm. Total Lighting Output as printed in this catalogue is the actual light output of the entire fixture. The minimum CRI of the LEDs used is 85 with a majority of products over 90.

Thermal Management

All fixtures are designed to withstand ambient temperatures of at least 50°C. The LEDs are mounted on metal core pcbs, which are mounted the aluminium body of the fixture so that the entire fixture acts as a heat sink. Extensive testing is performed in EMFA’s laboratory to ensure these values are maintained so that the lifetime of the LED is not compromised.