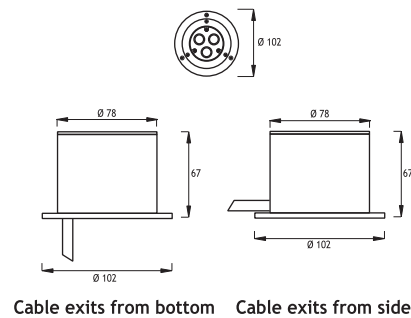
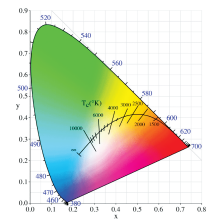

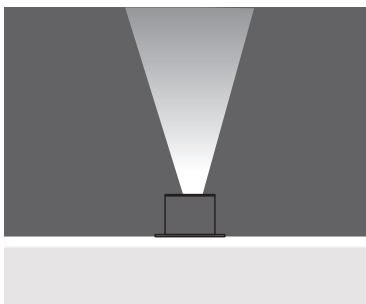


ATLANTIS NEARWATER SURFACE MOUNTED LED FIXTURES

Class III IP67 IK10

The Atlantis Near Water series is specially designed to light objects around pools, fountains, and water features or near the sea with high power LED light. The series is made of solid 316L stainless steel and can therefore withstand these rough environments. Standard finish is polished stainless steel to avoid collection of dirt and algae, but a brushed finish is also possible. The series comes as recessed, surface mount or spots. The spots are heavy duty with stainless steel brackets for sturdy fixing. A specially developed power cable ensures for a long lifetime in extreme conditions without any ingress of water. The low voltage electronic LED driver is housed in the base of the fixture. The LEDs used come in 3 different tones of white, as well as blue, red, green, amber or RGB. Several lenses from 6 to 40 degrees are available to choose from to achieve the desired the light effect.



LEDs

Only highest quality LEDs such as Cree or Toplite are used in production allowing for maximum lumen output and maximum lifetime. Most LEDs run on 350mA or 700mA depending on how much light output is required. The white color temperature binning is 200K at most, and always on the same x,y coordinates on the CIE diagram in accordance with Energy Star. This ensures consistent supply of the same color temperature over time. As LEDs are constantly developing and becoming more efficient, lumen output given in this catalogue are current as of March 2020. At 2700K, 3000K, and 4000K LED lumen output per led is 110lm; at 6000K the lumen output per led is 125lm. Total Lighting Output as printed in this catalogue is the actual light output of the entire fixture. The minimum CRI of the LEDs used is 85 with a majority of products over 90.

- Voltage** : 12V AC or DC (24V AC or DC on request)
- Lens** : 10°, 25°, 40°
- Diffuser** : 8 mm Clear Glass (Frosted Glass on request)
- Cable** : Potted 5 m 2x0,75 H03 VV-F

	3 x 350 mA (3 W) LED	3 x 700 mA (9 W) LED	Total Lighting Output		
			3W	9W	3W
☀ Warm White	3000 K	255 lm	765 lm	412231	

Thermal Management

All fixtures are designed to withstand ambient temperatures of at least 50°C. The LEDs are mounted on metal core pcbs, which are mounted to the aluminium body of the fixture so that the entire fixture acts as a heat sink. Extensive testing is performed in EMFA's laboratory to ensure these values are maintained so that the lifetime of the LED is not compromised.