
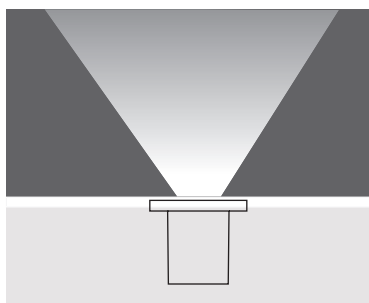


MILET RECESSED WALK OVER FIXTURES

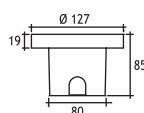
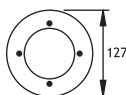
Load 7.5 kN | IP67 IK10

The Milet Recessed series consists of a range of LED and halogen sources to deliver the desired light effect to facades, columns, bridges, monuments, and trees. The fixtures are made of a combination of a 316L stainless steel cover and die cast aluminium body painted with electrostatic powder paint. Tempered glass, silicone gaskets and cast resin complete the fixture to make it IP67 IK10 and withstand rough environments. For the LED versions, a specially developed potted power cable is used to effectively bond with the cast resin and stop any water ingress. For the halogen versions, a PG9 cable gland allows for a secure connection of the on-site cable. A polycarbonate recessing box is included for installation into concrete or the ground. The LEDs used come in 3 different tones of white, as well as blue, red, green, amber and RGB. Several lenses from 6 to 40 degrees are available to choose from to achieve the desired the light effect.

Cover	Recessing Box	Gaskets
316L Stainless Steel	Polycarbonate	Silicone
Body	Glands	Diffusers
Die cast aluminium	1 x PG 9	12 mm Tempered Glass



MILET 4 FLUSH MOUNTED



Recessing Tube

HALOGEN 12V 35W (10° or 38° or 60°) Code No

Lampholder : Gu 5.3 318111

Reflector : -

Diffuser : Clear Glass

Class III

LEDs

Only highest quality LEDs such as Cree or Toplite are used in production allowing for maximum lumen output and maximum lifetime. Most LEDs run on 350mA or 700mA depending on how much light output is required. The white color temperature binning is 200K at most, and always on the same x,y coordinates on the CIE diagram in accordance with Energy Star. This ensures consistent supply of the same color temperature over time. As LEDs are constantly developing and becoming more efficient, lumen output given in this catalogue are current as of March 2020. At 2700K, 3000K, and 4000K LED lumen output per led is 110lm; at 6000K the lumen output per led is 125lm. Total Lighting Output as printed in this catalogue is the actual light output of the entire fixture. The minimum CRI of the LEDs used is 85 with a majority of products over 90.