

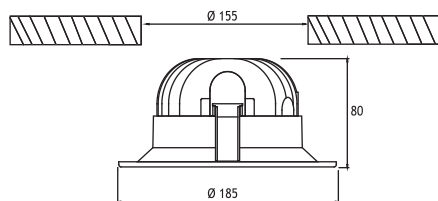
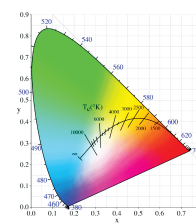

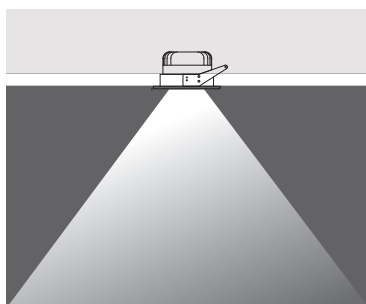
DECATHLON 4 TIR LENS LED DOWNLIGHT

Class II IP65 IK10

Available in any of these RAL colors



The Decathlon LED Downlight is specially designed to deliver high output LED light to indoors and outdoors using CREE LEDs. This downlight is the choice for lighting applications where high luminous-flux output is required from a single, small point source. The Decathlon is slightly wider and deeper than the Marathon giving a different look to the fixture, but the same output. A combination of high color rendition of over 80, several different color temperatures and several degree reflectors and lenses allow the use in a wide range of applications such as museums, hospitals, hotel rooms, dormitories, corridors, shops, and balconies. The shallow fixture depths allow for installation into most ceilings and applications. Non-dimmable drivers come standard with the Downlights, but 1-10V dimmable and DALI drivers are available on request. An ample heat sink is provided for to allow for the lifetime of L70 = 50,000 hours.



- Led** : COB LED (350-700mA)
- Lens** : 10°, 20°, 30° Mirror TIR Lens
- Diffuser** : Clear Glass 8 mm (Frosted Glass on request)
- Gear** : 240V Non-Dimmable Driver
(1-10V Dimmable Driver & DALI Driver available on request)
- Springs** : Stainless Steel for mounting in ceilings of 1-25 mm
- Cable** : 0,5 m 2x0,75 mm H03 VV-F

		Total Lighting Output		
		25W	32W	25W
☰ Natural White	4000 K	1974 lm	2561 lm	267003

LEDs

Only highest quality LEDs such as Cree or Toplite are used in production allowing for maximum lumen output and maximum lifetime. Most LEDs run on 350mA or 700mA depending on how much light output is required. The white color temperature binning is 200K at most, and always on the same x,y coordinates on the CIE diagram in accordance with Energy Star. This ensures consistent supply of the same color temperature over time. As LEDs are constantly developing and becoming more efficient, lumen output given in this catalogue are current as of March 2020. At 2700K, 3000K, and 4000K LED lumen output per led is 110lm; at 6000K the lumen output per led is 125lm. Total Lighting Output as printed in this catalogue is the actual light output of the entire fixture. The minimum CRI of the LEDs used is 85 with a majority of products over 90.

Thermal Management

All fixtures are designed to withstand ambient temperatures of at least 50°C. The LEDs are mounted on metal core pcbs, which are mounted the aluminium body of the fixture so that the entire fixture acts as a heat sink. Extensive testing is performed in EMFA's laboratory to ensure these values are maintained so that the lifetime of the LED is not compromised.