


# ANI 4

## ALUM LED BOLLARD

### Class I IP55 IK08

Available in any  
of these RAL colors



EMFA's Ani Bollard combines a die-cast aluminium head housing an LED unit with an extrusion aluminium pipe. The bollard is designed to light pathways, landscapes and open spaces. The Ani bollard gives light only in the downward direction. This avoids any kind of glare and light pollution. The head and pipe are connected by a hidden screw within the pipe. The head contains LEDs that can be powered up to 12W. An optional galvanized steel anchorage kit is available for mounting into concrete. An alternative option is sleeve anchors for mounting onto existing concrete or a picket to mount into the earth.

#### Profile

Aluminium

#### Body

Die cast aluminium

#### Gaskets

Silicone

#### Diffusers

4 mm Tempered Glass

#### Screws

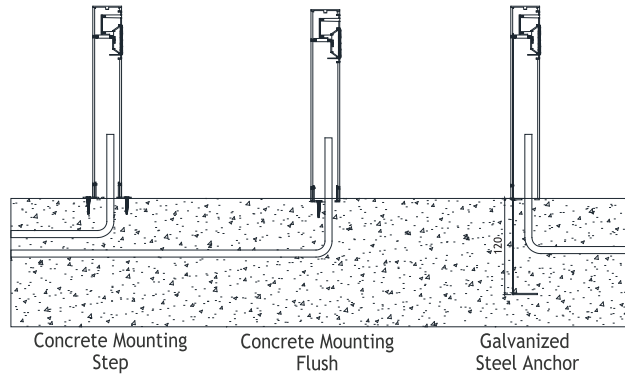
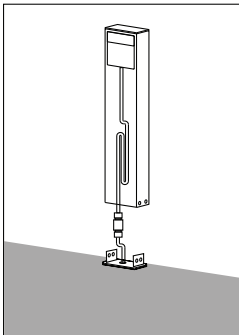

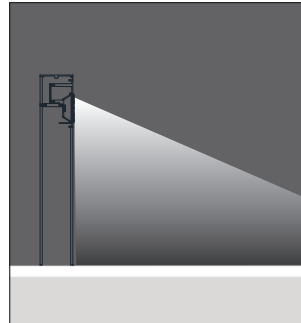
316L Stainless steel

#### Glands

PG 11



#### Asymmetrical



Asym. Glass



**Led** : Linear LEDs

**Voltage** : 240 VAC with integrated driver  
(12-24 VDC on request)

**Diffuser** : 4mm Tempered Glass

**Beam Angle** : 45° / 60° / 90°

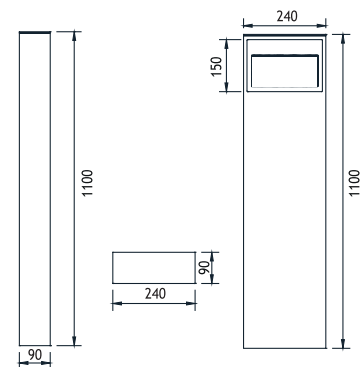
**Mac Adam** : 3

**CRI** : >80

**L.O.R %** : %70

**1100mm**

Power	Code No	Kelvin	Real Lumen Output	Nominal Lumen Output
48W	459712	4000 K	3542 lm	5060 lm



**EMFA**