

TRIATHLON 3

LED DOWNLIGHT

Class II IP55 IK08

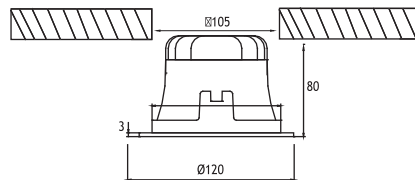
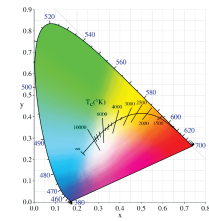

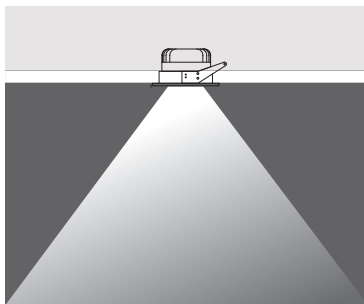

Available in any of these RAL colors



The Triathlon LED Downlight is specially designed to provide highest energy efficiency in general lighting applications. Using latest LED technology in combination with special plastic moulding and paint application allows for around 90lm/W lighting output. The highly efficient diffuser provides a completely homogenous light output. The simple installation method allows for easy installation into ceilings from 1-25mm thickness. One can choose from three compact sizes, 120mm, 150mm, and 175mm to achieve the desired lighting level.

“Customization” is EMFA’s standard

EMFA offers many combinations for each fixture, as all fixtures are made in house. A combination of 4 standard paint colors, 3 white tones, 3 wattages, and 3 or more lenses and reflectors are available to make the fixture suitable for the required application. This is done without increasing lead-time and is available for large as well as small quantities.



- Led** : 20 x Osram SMD LEDs; over 110lm/W
- Reflector** : 90°
- Diffuser** : High efficiency frosted acrylic diffuser with 90° beam angle
- Gear** : 240V Non-Dimmable Driver
(1-10V Dimmable Driver & DALI Driver available on request)
- Springs** : Plastic covered Stainless Steel for mounting in ceilings of 1-25 mm
- Cable** : 0,5 m 2x0,75 mm H03 VV-F

		Total Lighting Output	Code No
☀ Warm White	2700 K	640 lm	268301

LEDs

Only highest quality LEDs such as Cree or Toplite are used in production allowing for maximum lumen output and maximum lifetime. Most LEDs run on 350mA or 700mA depending on how much light output is required. The white color temperature binning is 200K at most, and always on the same x,y coordinates on the CIE diagram in accordance with Energy Star. This ensures consistent supply of the same color temperature over time. As LEDs are constantly developing and becoming more efficient, lumen output given in this catalogue are current as of March 2020. At 2700K, 3000K, and 4000K LED lumen output per led is 110lm; at 6000K the lumen output per led is 125lm. Total Lighting Output as printed in this catalogue is the actual light output of the entire fixture. The minimum CRI of the LEDs used is 85 with a majority of products over 90.

Thermal Management

All fixtures are designed to withstand ambient temperatures of at least 50°C. The LEDs are mounted on metal core pcbs, which are mounted the aluminium body of the fixture so that the entire fixture acts as a heat sink. Extensive testing is performed in EMFA’s laboratory to ensure these values are maintained so that the lifetime of the LED is not compromised.