


# TEOS SURFACE MOUNTED DRIVE OVER FIXTURES

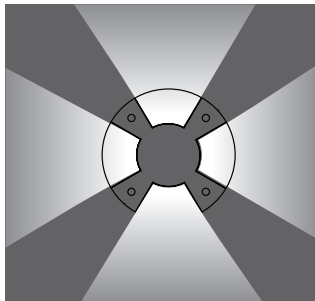
Load 50 kN | Class I IP67 IK10

Available in any of these RAL colors

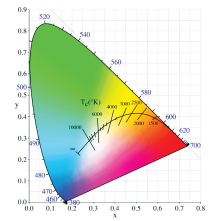


EMFA's Teos 3 Surface Drive Over LED Fixture is specially designed to deliver high output LED light to ground surfaces of roads, carparks and pathways. This heavy duty fixture is designed to withstand the weight of large vehicles. Its robust construction allows for a maximum static load of 5000kg. The body and head of the fixture are made of die cast aluminium, while the recessing tube is made of steel to withstand the repeated impact of driving vehicles' tires. The high power LEDs are positioned and angled to provide maximum light output. The electronic LED driver is housed in the base of the fixture. The fixture comes with 2 x PG13.5 cable glands and 0.5m cable.

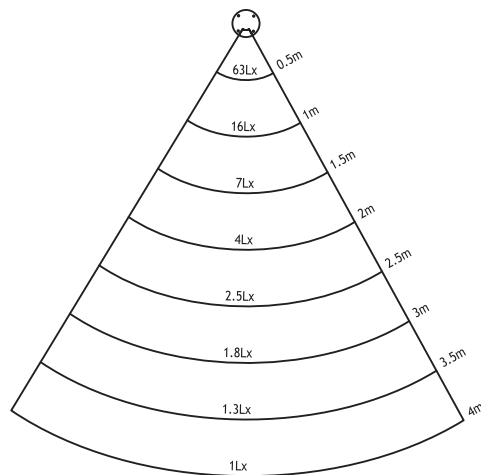
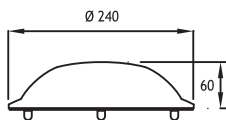
<b>Cover</b> Die cast aluminium	<b>Diffusers</b> Polycarbonate	<b>Cable</b> 0.5m 3x0,75 mm H05VV-F
<b>Body</b> Die cast aluminium	<b>Screws</b> 316L Stainless steel	
<b>Gaskets</b> Silicone	<b>Glands</b> 2 x PG 13.5	



- Led** : Linear LEDs
- Voltage** : 240 VAC with integrated driver  
(12-24 VDC on request)
- Diffuser** : Polycarbonate



			Total Lighting Output	Code No
Quad	4 x 350 mA (16W) LED	5000 K	768 lm	180242



Lux levels for one aperture at 3000K

## LEDs

Only highest quality LEDs such as Cree or Toplite are used in production allowing for maximum lumen output and maximum lifetime. Most LEDs run on 350mA or 700mA depending on how much light output is required. The white color temperature binning is 200K at most, and always on the same x,y coordinates on the CIE diagram in accordance with Energy Star. This ensures consistent supply of the same color temperature over time. As LEDs are constantly developing and becoming more efficient, lumen output given in this catalogue are current as of March 2020. At 2700K, 3000K, and 4000K LED lumen output per led is 110lm; at 6000K the lumen output per led is 125lm. Total Lighting Output as printed in this catalogue is the actual light output of the entire fixture. The minimum CRI of the LEDs used is 85 with a majority of products over 90.